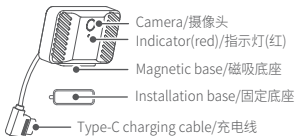


Instruction/说明



Specifications/参数

Product name: Feiyu Intelligent Tracking Module

产品名称: 飞宇智能跟踪模块

Model/型号: FYitm Materials/材质: Aluminum alloy/铝合金

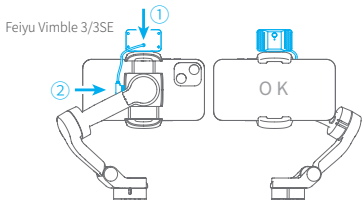
Power/功率: $\leq 1W$ Input/输入: 5V Weight/重量: $\approx 23g$

Dimensions(Main body)/尺寸(主体): $\approx 43.5 \times 27.9 \times 10.7mm$

Steps/步骤

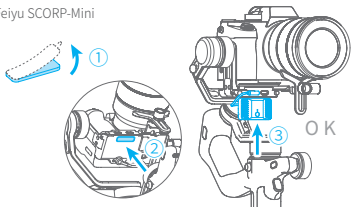
Step 1: Install the module as shown in figure, and it will enter standby mode with breathing indicator light

步骤1: 如图安装, 完毕后进入待机状态, 指示灯显示呼吸状态



* Take selfie mode mounting as an example/以自拍为例

Feiyu SCORP-Mini



Step 2: Please stand before camera within 5 meters

步骤2: 建议站在摄像头前5米内

Step 3: Remote control it via gestures below

步骤3: 可用以下手势操作



OK gesture (Left or right hand): Start tracking

Gimbal nod slightly, and start tracking with the indicator keeping on

OK手势 (左右手均可): 开始跟踪

稳定器做微点头状态, 即开始跟踪, 指示灯常亮



Spread palm (Left or right hand): Shutter

When the smartphone is in photo/video mode:

Take photo or start recording after a 3-second countdown with beep sound;

After started the recording, do the gesture again to stop recording

张开手掌 (左右手均可): 拍照/录像

当处于拍照/录像状态:

倒计时3秒并伴随有滴滴提示音, 倒计时结束后拍照/开始录像;

开始录像后, 再次做该手势, 停止录像



or / 或

Thumbs opposite direction: Stop tracking

Stop tracking, enter standby mode with breathing indicator light



反方向手势: 退出追踪

退出追踪功能, 进入待机, 指示灯显示呼吸状态

Use in selfie mode with Vimble 3/3SE:

模块在Vimble 3/3SE增加支持以下手势:



Thumbs up: Landscape to portrait

Gimbal from landscape mode to portrait mode, stop tracking, then indicator grow breathing light

朝上手势: 由横拍切为竖拍

稳定器由横拍切为竖拍, 退出追踪功能, 指示灯显示呼吸状态



Thumbs right: Portrait to landscape

Gimbal from portrait mode to landscape mode, stop tracking, then indicator grow breathing light

(Thumbs left: Invalid)

朝右手势: 由竖拍切为横拍

稳定器由竖拍切为横拍, 退出追踪功能, 指示灯显示呼吸状态

(朝左手势: 无效)

The product is NOT included the camera and gimbal.

This document is subject to change without notice.

本产品不含相机及稳定器。说明书内容如有更新, 恕不另行通知。